



✓ ACCORDING TO
AS4794

FEATURES

- Idea for use on water and sewerage.
- Designed to prevent backflow in horizontal or vertical pipelines.
- Angled disc seat holds the disc open avoiding fluctuations.
- Designed and tested in accordance with AS4794.
- Body and bonnet are made of high grade ductile iron to AS1831.
- Fusion Bonded Epoxy coating to AS4158 internally and externally providing longer life and excellent corrosion resistance.
- Full bore design gives non-clogging performance and reduces head loss.
- The EPDM encapsulated disc prevents corrosion and provides drip tight closure with long life.
- Extended shaft design allows installation of limit switches and counterweight.
- Bonnet allows for easy access for cleaning and maintenance without having to remove valve from pipeline.
- Lifting lugs and support feet for easy handling.
- Applicable to water & waste water applications - desalination, pumping, industrial processing, irrigation and general industries.

OPTIONS

- Alternative flange connections available on request.
- With or without lever & weight.
- Open/closed mechanical switches
- No flow proximity sensors

TECHNICAL DATA

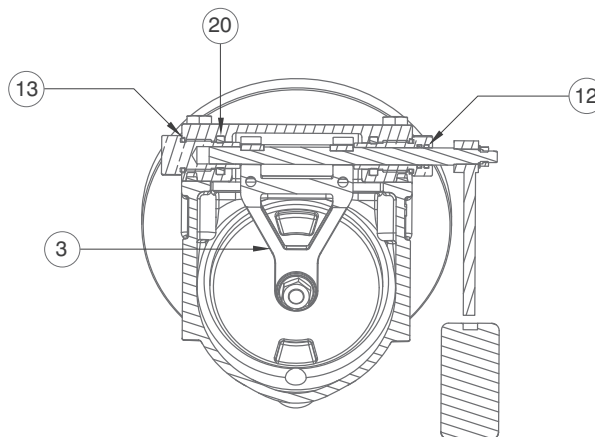
Size Range:	DN80 - DN375
Pressure Classes:	PN16
Face to face:	According to AS4794
Temperature Range:	0°C to 60°C
Flange Connection:	AS4087 B5 (Table D)
Coating:	AS4158

MATERIAL SPECIFICATIONS & PARTS LIST

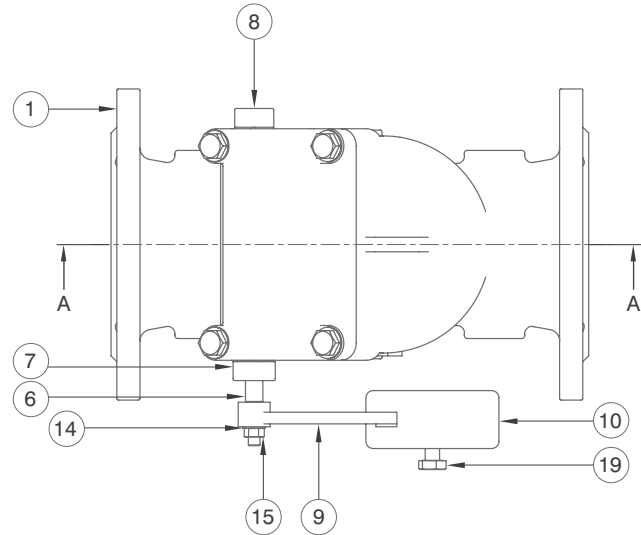
NO.	DESCRIPTION	MATERIAL
1	Body	Ductile Iron GGG50
2	Bonnet	Ductile Iron GGG50
3	Hinge	SS316
4	Bushing	Bronze
5	Disc	Steel + NBR
6	Stem	SS316
7	Bushing	Bronze
8	Bushing	Bronze
9	Arm	Ductile Iron
10	Weight	Ductile Iron GGG50
11	Gasket	NBR
12	O-Ring	NBR
13	O-Ring	NBR
14	Washer	NBR
15	Nut	SS316
16	Washer	SS316
17	Nut	SS316
18	Key	SS316
19	Bolt	SS316
20	O-Ring	SS316
21	Bolt	SS316
22	Washer	SS316

DIMENSIONS (MM)

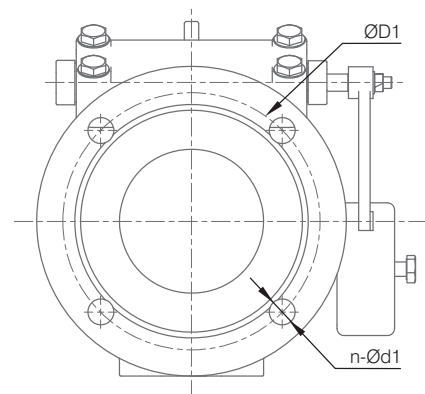
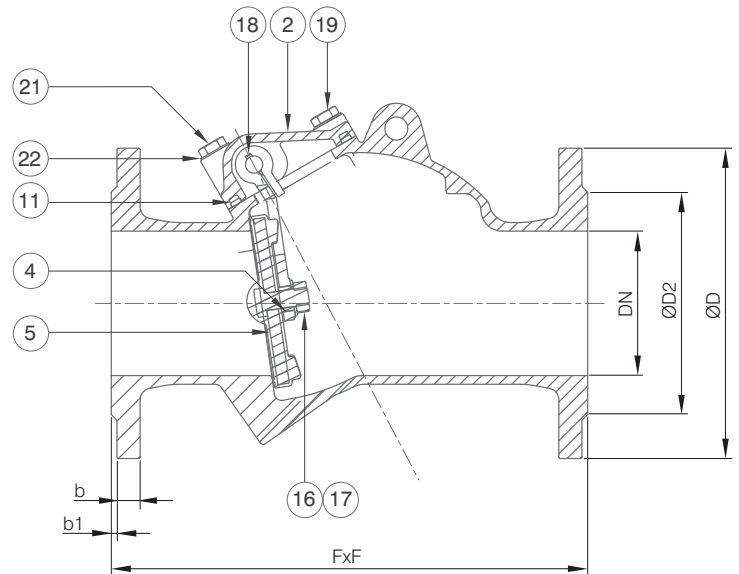
RSSC DN80-DN375									
DN	FxF	b	b1	ØD	ØD1	ØD2	n-Ød1	Weight (Kg)	
80	260	18	3	185	146	122	4-18	20	
100	330	20	3	215	178	154	4-18	28	
150	410	23	3	280	235	211	8-18	56	
200	540	23	3	335	292	268	8-18	92	
250	640	24	3	405	356	328	8-22	164	
300	700	30	4	455	406	378	12-22	242	
375	820	33	4	550	495	463	12-26	410	



DIMENSIONAL DRAWINGS



SECTION A - A



Designs, materials and specifications shown are subject to change without notice due to our continuing program of product development. RSSC_V1a_20161201.

All content is protected by Copyright and is owned and/or licensed by AVFI Pty Ltd. Copyright© AVFI Pty Ltd.