



✓ Australian designed & manufactured

The ARV 3N incorporates a kinetic and an automatic air release valve in one single valve body. Its function in the sewage system is to allow air and gases to be expelled from the pipeline during filling, and air to be admitted into the pipeline during emptying. The valve is designed to provide complete separation of the sewage from the sealing mechanism.

FEATURES

- Working pressure of 0.1 – 16 bar.
- All wetted components manufactured from 316 and 316L stainless steel.
- Design of valve maintains air gap between sewage and sealing mechanism.
- The valve body shape is designed to contain the maximum volume of sewage while minimising the valve height.
- Lower shape of valve body is designed to provide ease of drainage of sewage back into the pipeline.

OPERATIONS

When the pipeline is being filled, trapped air and gases are released through the large orifice of the kinetic valve. During emptying of the pipeline the valve allows air to enter the pipeline through the large orifice. During normal operation the large orifice remains closed while the small orifice allows small amounts of entrapped air which has accumulated, to be released through the valve.

The valve mechanism is designed to absorb small changes in pressure which prevents the small orifice from continually opening, thus maintaining a constant air gap between the sealing mechanism and the sewage.

TECHNICAL DATA

Pressure Classes:	PN16
Maximum Air Outflow:	500m ³ /h (filling line) & 20m ³ /h (full line)
Minimum Sealing:	0.1 bar
Temperature Range:	0°C to 80°C
Inlet Connection (optional):	50, 80, 100 & 150mm
Upper Outlet Orifice:	32mm BSPF
Weight:	13.6kg
Maximum Height:	670mm
Maximum Diameter:	270mm

ARV-3N

316 STAINLESS STEEL
SEWER AIR RELEASE VALVE

MATERIAL SPECIFICATIONS & PARTS LIST

NO.	DESCRIPTION	MATERIAL
1	Air Release Body	GRN
2	Main Seal	EPDM
3	Slide	Polyamide
4	Secondary Seal	EPDM
5	Top Float	Polypropylene
6	Bolt	SS316
7	Washer	SS316
8	Top Flange	SS316
9	Top O Ring	EPDM
10	Middle O Ring	EPDM

NO.	DESCRIPTION	MATERIAL
11	Base O Ring	EPDM
12	Dome Head Nut	SS316
13	Washer	SS316
14	Plug	UPVC
15	Washer	SS316
16	Base	GRN
17	Spring	SS316
18	Stem	SS316
19	Bottom Float	SS316L
20	Main Body	SS316L
21	Flush Port (1" BSP)	SS316

AIR INFLOW & OUTFLOW

Table 1. Air Outflow Main Seal

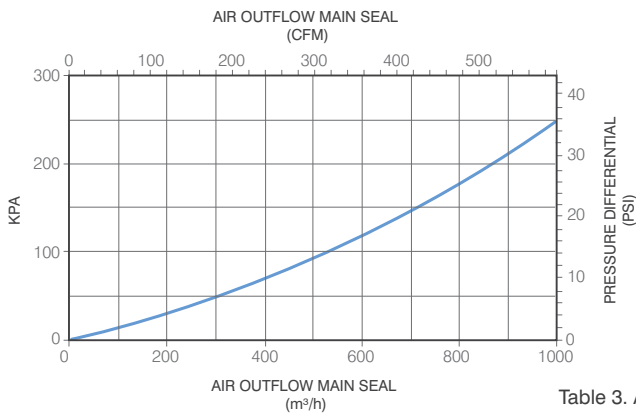


Table 2. Air Inflow Main Seal

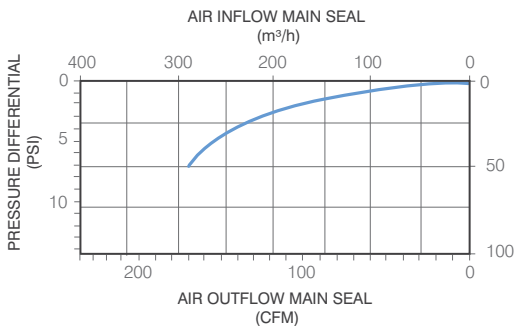
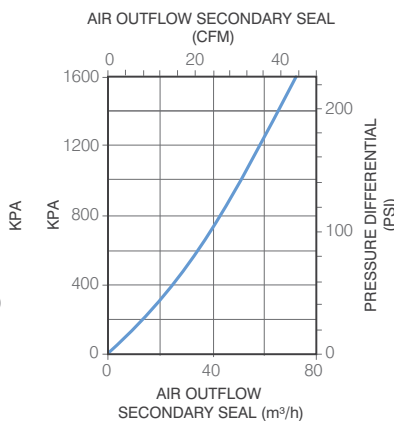
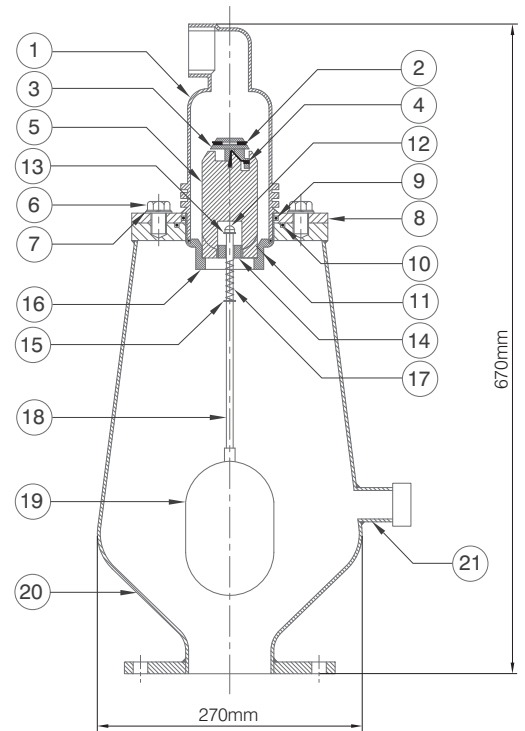


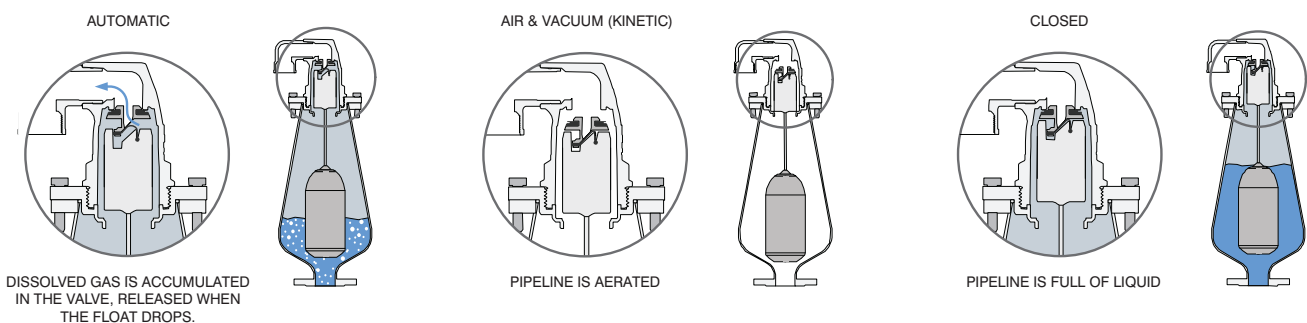
Table 3. Air Outflow Secondary Seal



DIMENSIONAL DRAWING



PRINCIPLE OF OPERATION



Designs, materials and specifications shown are subject to change without notice due to our continuing program of product development ARV-3N V1 20130903

All content is protected by Copyright and is owned and/or licensed by AVFI Pty Ltd. Copyright© AVFI Pty Ltd